



PFI MEGA LIFE

PFI MEGA LIFE BALANCED FUND SYARIAH

SHARIA BALANCED UNIT LINK

Bloomberg Link: <https://www.bloomberg.com/quote/MEGAABF:IJ>

August 30, 2024

Investment Objectives

Maintain a balance between investment value growth and securities fluctuations through investment in sharia equity securities, sharia fixed income securities and sharia money market securities.

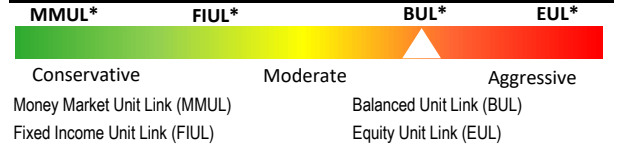
About PFI Mega Life

Established in 2011, PT PFI Mega Life Insurance is a newly structured joint venture life insurance company which combines the global expertise of Prudential Financial Inc with the local market network of CT Corpora. PFI Mega Life offers an array of life insurance products which cater to a wide range of customers, from large entities to individuals.

Investment Policy

| | |
|---------------------|----------|
| Sharia Stocks | 0% - 75% |
| Sukuks | 0% - 75% |
| Sharia Money Market | 0% - 75% |

Risk Profile



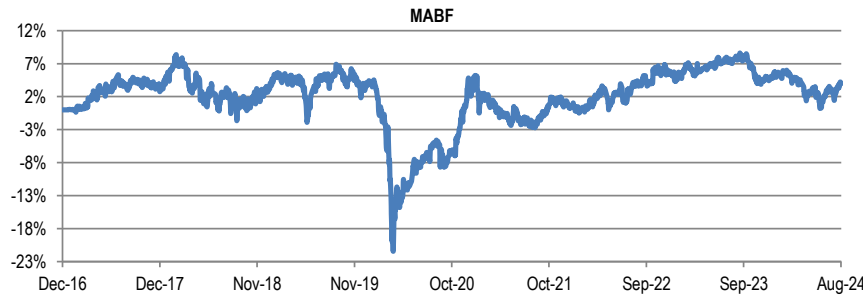
Top Holdings in Portfolio (Alphabetical Order)

| No | Name | Investment Type - Sector | Related Party |
|----|--------------------------------|--------------------------------|---------------|
| 1 | Astra International Tbk | Stock - Industrials | No |
| 2 | Bank BTPN Syariah Tbk | TD - Financial | No |
| 3 | Charoen Pokphand Indonesia Tbk | Stock - Consumer Non-Cyclicals | No |
| 4 | Merdeka Copper Gold Tbk | Stock - Basic Materials | No |
| 5 | PBS003 | Government Sukuk | No |
| 6 | PBS017 | Government Sukuk | No |
| 7 | PBS026 | Government Sukuk | No |
| 8 | PBS032 | Government Sukuk | No |
| 9 | PBS036 | Government Sukuk | No |
| 10 | Telkom Indonesia (Persero) Tbk | Stock - Infrastructure | No |

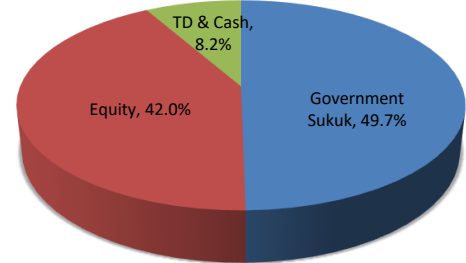
Unit Link Information

| | | |
|-------------------------|---------------------|----------|
| Inception Date | December 14, 2016 | |
| Investment Manager | Schroders Indonesia | |
| Assets Under Management | 18,267,076,238 | |
| Total Unit Issued | 17,569,910 | |
| Custodian Bank | Deutsche Bank | |
| NAV/Unit as of | December 14, 2016 | 1,000.00 |
| NAV/Unit as of | August 30, 2024 | 1,039.68 |
| Valuation Period | Daily | |
| Currency | Rupiah | |
| Management Fee Max. | 2.85% p.a. | |
| Custodian Fee Max. | 0.15% p.a. | |

Since Inception Performance



Assets Allocation



Investment Risks

- Risk of deteriorating economic and political conditions.
- Risk of dissolution and liquidation.
- Risk of decrease in investment value.
- Risk of liquidity.

Unit Link Monthly Performance For The Last 12 Months

| Period | Sep-23 | Oct-23 | Nov-23 | Dec-23 | Jan-24 | Feb-24 | Mar-24 | Apr-24 | May-24 | Jun-24 | Jul-24 | Aug-24 |
|--------|--------|--------|--------|--------|--------|--------|--------|--------|--------|--------|--------|--------|
| Return | -0.70% | -2.69% | 0.47% | 0.46% | 0.25% | -0.52% | -1.19% | -1.24% | -0.71% | 0.04% | 1.05% | 0.95% |

Unit Link Annual Performance For The Last 5 Years

| Period | FY 2019 | FY 2020 | FY 2021 | FY 2022 | FY 2023 |
|--------|---------|---------|---------|---------|---------|
| Return | 0.91% | -1.90% | -1.60% | 5.09% | -0.10% |

Historical Performance

| | 1 Month | 3 Month | 6 Month | YTD | 1 Year | 3 Year | 5 Year | Since Inception |
|---|---------|---------|---------|--------|--------|--------|---------|-----------------|
| PFI Mega Life Balanced Fund Syariah (MABF)* | 0.95% | 2.05% | -1.13% | -1.39% | -3.82% | 5.24% | -2.72% | 3.97% |
| Peer Group Index** | 0.53% | 1.41% | 1.09% | 1.57% | 0.98% | 8.25% | -1.33% | -3.06% |
| Peer Group Index Alpha | 0.42% | 0.64% | -2.22% | -2.96% | -4.80% | -3.01% | -1.39% | 7.03% |
| Benchmark*** | 0.50% | 0.75% | 1.08% | -0.86% | -2.20% | 3.37% | 13.44% | 34.12% |
| Benchmark Alpha | 0.45% | 1.30% | -2.21% | -0.54% | -1.62% | 1.87% | -16.16% | -30.15% |

Notes: *. Old: Mega Amanah Link Balanced Fund; **. Sharia Balanced Fund Index (SBFI); ***. 50% JII + 50% IDR 3 Month TD Rate.

Disclaimer:

This report is prepared by PT PFI Mega Life Insurance for informational purposes only and can not be used or used as a basis for offering or selling. This report is based on the circumstances that have occurred and has been carefully prepared by PT PFI Mega Life Insurance even though PT PFI Mega Life Insurance does not guarantee the accuracy or completeness of the report. PT PFI Mega Life Insurance and its officers or employees shall not be liable for any direct or indirect losses arising from any use of this report. THE PAST PERFORMANCE DOES NOT REFLECT THE FUTURE PERFORMANCE. The prospective Investors must understand the risks of investing in Unit Link (Capital Market), therefore prospective Investors must read and understand the contents of Policy/Brochure before deciding to invest.

PT PFI MEGA LIFE INSURANCE

Head Office : GKM Green Tower Lt. 17. Jl. T.B. Simatupang Kav. 89G, Pasar Minggu, Jakarta Selatan 12520.
Phone: +62 21 50812100, www.pfimegalife.co.id.

